

LG Plasma Highbay

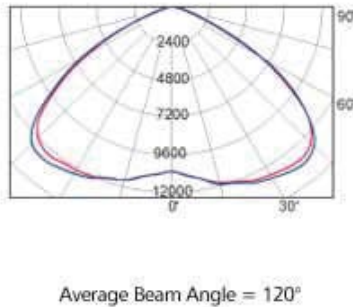
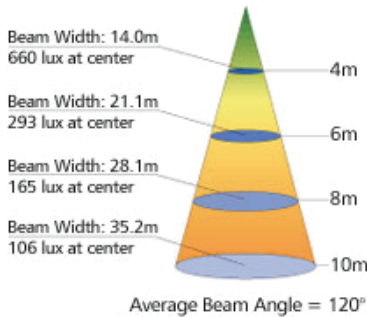
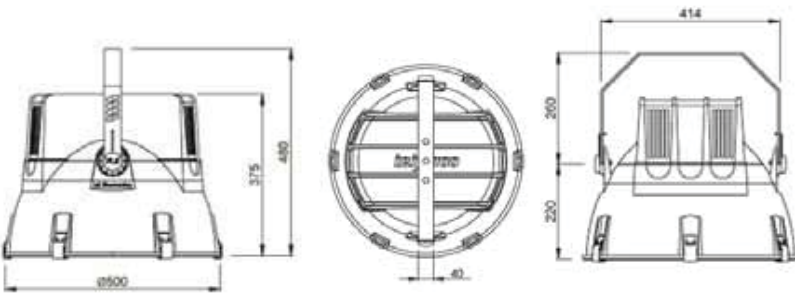
730W comparable to 3 to 4 x 400W HID

Super-efficient plasma technology.

Light level unchanged for 50,000+ hours.



Full-spectrum light - the closest to true sunlight, without the UV!



Powerful plasma light output

- 58,500 lumen output.

Higher lumens, longer

- Electrode-free lumen maintenance.
- Maintains brightness for 50,000+ hours.

Outstanding energy efficiency

- Reduces power usage by up to 60% compared to conventional lighting.

Quality construction

- Resistant to shock and vibration.
- Rated IP40 for indoor use.

High colour-rendering light

- Bathes work areas in realistic daylight

Environmentally superior

- No mercury, no heavy metals in any part of lifecycle. [RoHS and WEEE.]



Applications

- Normal highbay applications, especially in high ceilings up to 10 metres or more.
- Indoor sporting complexes, shopping centre atriums and areas where both the quantity and quality of light are important.

Technical parameters

Product code	PSH0731B
Power consumption	730W
Metal halide equivalent	3-4 x 400W HID
Lumen output	58,500 lm
Input voltage	220/240V, 50/60Hz
Colour rendering index (CRI)	80Ra
Beam angle	120 degrees
Colour temperature	7500 °K
IP rating	IP 40
Service life	50,000+hours
Weight	19.7kg inc bracket

bellingensolar

Call 1300 558 043 or 6655 9266

1-3 Church Street Bellingen

www.bellingensolar.com.au