

Tiger UltraFlood LED Floodlights

Powerful, lightweight and energy efficient.

40W 60W 90W 120W 150W



Note: Also available in 180W, 240W, 300W for special orders.

Powerful light output

- 5 sizes available
40W, 60W, 90W, 120W and 150W.
(150W is a special order only.)

Impressive LED energy efficiency

- Reduces power usage by 70% compared to conventional lighting.

Rugged and weatherproof

- Resistant to shock and vibration.
- Rated IP65 for all outdoor uses.

Lightweight aluminium frame

- Easy to mount on poles, walls or ceilings.

Versatile, low-profile shape

- Fits into difficult positions, where space is limited.

Applications

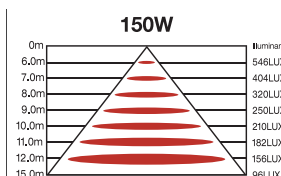
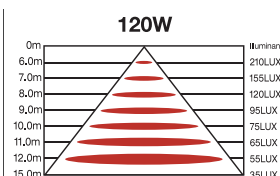
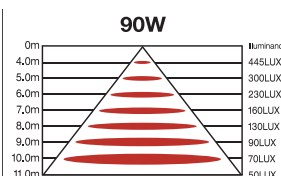
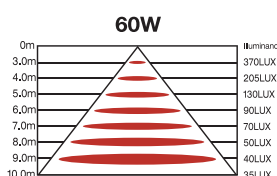
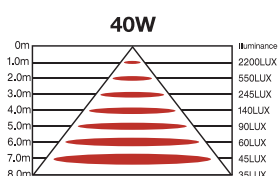
Outdoors:

- Floodlighting for carpark, pedestrian areas, loading bays, petrol stations, etc.
- Architectural illumination.

Indoors:

- Canopy lighting
- Floodlighting
- Coolrooms (to -35°C)
- Production and assembly areas
- Sporting venues

Technical parameters	40W	60W	90W	120W	150W
Product code	WP040-EL	WP060-EL	WP090-EL	WP120-EL	WP150-EL
Input voltage	AC 110-277V	AC 110-277V	AC 110-277V	AC 110-277V	AC 110-277V
Power frequency of driver	47-63Hz	47-63Hz	47-63Hz	47-63Hz	47-63Hz
LED chips	Cree XPE (2W)	Cree XPE (2W)	Cree XPE (2W)	Cree XPE (2W)	Cree XPE (2W)
Power factor (PF)	≥ 0.95	≥ 0.95	≥ 0.95	≥ 0.95	≥ 0.95
Lumen output	4,000lm	6,000lm	8,160lm	12,000lm	15,000lm
Colour rendering index (CRI)	Ra ≥ 80	Ra ≥ 80	Ra ≥ 80	Ra ≥ 80	Ra ≥ 80
Colour temperature	5,000-6,000K	5,000-6,000K	5,000-6,000K	5,000-6,000K	5,000-6,000K
Beam angle	60/90 Degree	60/90 Degree	60/90 Degree	60/90 Degree	60/90 Degree
Metal halide equivalent	100W	150W	200W	300W	400W
Working ambient temperature	-35 ~ +55°C	-35 ~ +55°C	-35 ~ +55°C	-35 ~ +55°C	-35 ~ +55°C
Working ambient humidity	15% ~ 90%RH	15% ~ 90%RH	15% ~ 90%RH	15% ~ 90%RH	15% ~ 90%RH
IP rating	IP65	IP65	IP65	IP65	IP65
Service life	≥ 50,000 hours	≥ 50,000 hours	≥ 50,000 hours	≥ 50,000 hours	≥ 50,000 hours
Light fixture material	Aluminium alloy	Aluminium alloy	Aluminium alloy	Aluminium alloy	Aluminium alloy
Weight	4.3kg	5.3kg	7kg	8.2kg	10.2kg
Dimensions (L x W x D)	378 x 256 x 125mm	378 x 340 x 125mm	510 x 340 x 125mm	510 x 430 x 125mm	510 x 570 x 130mm (Special orders only.)



bellingensolar

Call 1300 558 043 or 6655 9266

1-3 Church Street Bellingen

www.bellingensolar.com.au